

Builder's
collection





FLORA
SERIES
BUILDER'S
COLLECTION

Nicy Bath Fittings - flora series : is a precision worked crystal of high sculpture quality. Its numerous facets and polygonal surfaces make it a work of art no matter where you put it.



Long Body Foam Flow



Short Body Ordinary Flow



Swan Neck High Bend



Long Body Ordinary Flow



Pillar Cock Foam Flow



Pillar Cock Ordinary Flow



Washing Machine Tap



Angle Cock



Concealed Stop Cock 15/20/25 MM

Cat No.	DESCRIPTION	₹ (Each)
FL-1.	C.P. Concealed Stop Cock 15 mm	895/-
FL-2.	C.P. Concealed Stop Cock 20 mm	955/-
FL-3.	C.P. Concealed Stop Cock 20 mm with 3/4" disc	1015/-
FL-4.	C.P. Long Body (Ordinary Flow)	690/-
FL-5.	C.P. Long Body (Foam Flow)	775/-
FL-6.	C.P. Angle Cock	435/-
FL-7.	C.P. Short Body (Ordinary Flow)	535/-
FL-8.	C.P. Piller Cock (Ordinary Flow)	655/-
FL-9.	C.P. Piller Cock (Foam Flow)	9555/-
FL-10.	C.P. Sink Cock (J- Bend Swival Spout)	1595/-
FL-11.	C.P Sink Cock (J-Bend SS Swival Spout)	1245/-
FL-12.	C.P. Swan Neck (J-Bend Swival Spout)	1795/-
FL-13.	C.P Swan Neck (J-Bend SS Swival Spout)	1445/-
FL-14.	C.P. Nozzle Cock (Economical)	655/-
FL-14.	C.P. Washing Machine Tap	655/-
FL-15.	C.P. Center Hole (J-Bend Spout)	2545/-
FL-16.	C.P. Center Hole (J-Bend SS Spout)	2195/-
FL-17.	C.P. Sink Mixer (J-Bend Swival Spout)	3125/-
FL-18.	C.P. Sink Mixer (J-Bend SS Swival Spout)	3475/-
FL-19.	C.P. Wall Mixer Non Telephonic	3295/-
FL-20.	C.P. Wall Mixer Telephonic with Crutch Only	4795/-
FL-21.	C.P. Wall Mix. 2 in1 with L-Bend	4995/-
FL-22.	C.P Wall Mix.3 in 1 with L-Bend	5635/-
FL-23.	C.P. Two in One Angle Cock	1615/-
FL-24.	C.P. Two in One Bib Cock	1615/-
FL-25.	C.P. Fixed Nozzle Cock (Garden Tap)	775/-
FL-26.	C.P. Concealed Upper Parts (Head,Bush,Flenze)	385/-
FL-27.	C.P. Head Only Small	145/-
FL-28.	C.P. Head Big	170/-
FL-29.	C.P. Open Stop cock 15 mm	535/-
FL-30.	C.P. Open Stop cock 20 mm	595/-
FL-31.	C.P Short Body Foam-Flow	595/-
FL-32.	C.P. Piller Cock Stylo	1915/-
FL-33.	C.P Long Body Submersible Tap 25mm	1795/-



Sink Cock



Sink Mixture



Pillar Cock Stylo



Open Stop Cock 15/20 MM





Parag
Series

BUILDER'S
COLLECTION



Nicy Bath Fittings - Parag series: These unique masterpieces are ideal for creating a stark but striking focal point in the modern bath space. What's more they are now available in various curves.



Centre Hole Basin Mixer



Sink Cock Left Operating



Pillar Cock Foam Flow



Long Body Foam Flow



Sink Mixer L-Bend Spout



Bib Cock Short Body



Angle Cock



Sink Mixture



Wall Mixture Non-Telephonic



Concealed Stop Cock 15/20/25 MM

Cat No.	DESCRIPTION	₹ (Each)
PS-1.	C.P. Concealed Stop Cock 15 mm	985/-
PS-2.	C.P. Concealed Stop Cock 20 mm	1045/-
PS-5.	C.P. Concealed Stop Cock 20mm with 3/4" disc	1105/-
PS-6.	C.P. Long Body	795/-
PS-7.	C.P. Long Nose	955/-
PS-8.	C.P. Angle Cock	510/-
PS-9.	C.P. Short Body	675/-
PS-10.	C.P. Piller Cock	995/-
PS-11.	C.P. Piller Cock (Foam Flow Economy)	715/-
PS-12.	C.P. Piller Cock High Neck	1295/-
PS-13.	C.P. Sink Cock	1595/-
PS-14.	C.P. Sink Cock Left Operating	1515/-
PS-15.	C.P. Swan Neck	1855/-
PS-16.	C.P. Center Hole Mixer	2525/-
PS-17.	C.P. Sink Mixer	3415/-
PS-18.	C.P. Wall Mixer Non Telephonic	3415/-
PS-19.	C.P. Wall Mixer Telephonic with Crutch	5275/-
PS-20.	C.P. Wall Mix. 2 in1 with Bend	5515/-
PS-21.	C.P. Wall Mixture 3 in1 with Bend	6235/-
PS-22.	C.P. Garden Tap (Fixed)	795/-
PS-23.	C.P. Garden Tap (3 Pcs Nut)	1015/-
PS-24.	C.P. Head, Bush & Flenze	485/-
PS-25.	C.P. Head Only	185/-
PS-26.	C.P. Table Mounted Sink Mixer Extended Spout	3995/-
PS-27.	C.P. Wall Mounted Sink Mixer Extended Spout	4795/-
PS-28.	C.P. Two Way Angle Cock	1735/-
PS-29.	C.P. Two Way Bib Cock	1735/-



Wall Mixture 2 in 1 with Bend



Wall Mixture Telephonic with Crutch



Swan Neck Pillar Cock



C Hole Mixture (with Hy. Spout)



Sink Cock



MAC
series



BUILDER'S
COLLECTION

Nicy Bath Fittings - MAC series : is a precision worked crystal of high sculpture quality. Its numerous facets and polygonal surfaces make it a work of art no matter where you put it.



Pillar Cock Foam Flow



Garden Tap Fixed



Long Body (Ordinary Flow)



Swan Neck Pillar Cock
(Casted Long Spout)



Concealed Stop Cock 15/20/25 MM



Center Hole Basin Mixer

Cat No.	DESCRIPTION	₹ (Each)
MS-1.	C.P. Concealed Stop Cock 15 mm	960/-
MS-2.	C.P. Concealed Stop Cock 20 mm	1020/-
MS-3.	C.P. Concealed Stop Cock 20 mm with 3/4" disc	1080/-
MS-5.	C.P. Long Body (Ordinary Flow)	735/-
MS-6.	C.P. Long Body (Foam Flow)	795/-
MS-7.	C.P. Angle Cock	515/-
MS-8.	C.P. Short Body (Foam Flow)	675/-
MS-9.	C.P. Pillar Cock (Foam Flow Economic)	715/-
MS-10.	C.P. Pillar Cock (Foam Flow)	995/-
MS-11.	C.P. Sink Cock (EXT.Long Casted Spout)	1725/-
MS-25.	C.P. Sink Cock (J- Bend)	1640/-
MS-12.	C.P. Swan Neck (EXT.Long Casted Spout)	1965/-
MS-26.	C.P. Swan Neck (J- Bend)	1875/-
MS-14.	C.P. Center Hole Mixer (J-Bend)	2755/-
MS-15.	C.P. Sink Mixer (J- Bend)	3595/-
MS-27.	C.P. Sink Mixer (EXT.Long Casted Spout)	3715/-
MS-16.	C.P. Wall Mixer Non Telephonic	3415/-
MS-17.	C.P. Wall Mixer Telephonic with Crutch Only	5120/-
MS-18.	C.P. Wall Mix. 2 in1 with L-Bend	5360/-
MS-28.	C.P. Wall Mix. 3in1 with L-Bend	5960/-
MS-19.	C.P. Two in One Angle Cock	1735/-
MS-20.	C.P. Two in One Bib Cock	1735/-
MS-21.	C.P. Fixed Nozzle Cock (Garden Tap)	795/-
MS-22.	C.P. Concealed Upper Parts (Head,Bush & Flenze)	450/-
MS-23.	C.P. Head Only	185/-



Sink Mixer
(Casted Long Spout)



Long Body Foam Flow



Short Body Foam Flow



Sink Cock



Pillar Cock (Ordinary Flow)



Angle Cock



Lever
Series

BUILDER'S
COLLECTION

Nicy Bath Fittings - Lever series : It becomes an aesthetic characteristic of the object emphasizing and visualizing the poetic gesture and the effort made to bend the pipe.



Center Hole Basin Mixer



Sink Cock



Pillar Cock Foam Flow



Long Body



Short Body



Garden Tap Fixed



Angle Cock



Wall Mixture Non Telephonic



Sink Mixture

Cat No.	DESCRIPTION	₹ (Each)
LS-1.	C.P. Concealed Stop Cock 15 mm	1015/-
LS-2.	C.P. Concealed Stop Cock 20 mm	1075/-
LS-3.	C.P. Long Body	795/-
LS-4.	C.P. Angle Cock (Long Pattern)	585/-
LS-5.	C.P. Short Body	675/-
LS-6.	C.P. Piller Cock	995/-
LS-7.	C.P Sink Cock	1675/-
LS-8.	C.P. Swan Neck	1975/-
LS-9.	C.P. Center Hole Mixer	2635/-
LS-10.	C.P. Sink Mixer	3445/-
LS-11.	C.P. Wall Mixer Non Telephonic	3445/-
LS-12.	C.P. Wall Mixer Telephonic with Crutch	5275/-
LS-13.	C.P. Wall Mix. 2 in1 with Bend	5515/-
LS-14.	C.P. Wall Mixture 3 in1 with Bend	6235/-
LS-15.	C.P. Garden Tap (Fixed)	795/-
LS-16.	C.P. Garden Tap (3 Pcs Nut)	1015/-
LS-17.	C.P. Piller Cock Spl High Neck	1295/-
LS-19.	C.P. Concealed Upper Parts (Head,Bush,Flenze)	510/-
LS-20.	C.P. Head Only	225/-
LS-22.	C.P. Table Mounted Sink Mixer Extended Spout	4015/-
LS-23.	C.P. Wall Mounted Sink Mixer Extended Spout	4795/-
LS-25.	C.P. Two Way Bib Cock	1735/-
LS-26.	C.P. Two Way Angle Cock	1735/-



Wall Mixture Telephonic with Crutch



Wall Mixture 2-in-1 with Bend



Concealed Stop Cock 15/20/25 MM





'0' Series

BUILDER'S COLLECTION

Nicy Bath Fittings - "0" series : the force of an elegant, true simplicity that represents an authentic lifestyle in its Builder's Collection.



Center Hole Basin Mixer



Wall Mixer Telephonic with Crutch



Sink Mixer



Long Body Foam Flow



Pillar Cock Foam Flow



Short Body



Sink Cock



Pillar Cock High Neck



Swan Neck Pillar Cock

Cat No.	DESCRIPTION	₹ (Each)
OS-1.	C.P. Concealed Stop Cock 15 mm	1015/-
OS-2.	C.P. Concealed Stop Cock 20 mm	1075/-
OS-4.	C.P. Concealed Stop Cock 20 mm with 3/4" disc	1135/-
OS-6.	C.P. Long Body	835/-
OS-7.	C.P. Angle Cock	630/-
OS-8.	C.P. Short Body	715/-
OS-9.	C.P. Piller Cock	955/-
OS-10.	C.P. Piller Cock Spl High Neck	1315/-
OS-11.	C.P Sink Cock	1675/-
OS-12.	C.P. Swan Neck	1975/-
OS-13.	C.P. Center Hole Mixer	2525/-
OS-14.	C.P. Sink Mixer	3595/-
OS-15.	C.P. Wall Mixer Non Telephonic	3595/-
OS-16.	C.P. Wall Mixer Telephonic with Crutch	5275/-
OS-17.	C.P. Wall Mix. 2 in1 with Bend	5515/-
OS-18.	C.P. Wall Mixture 3 in1 with Bend	6235/-
OS-19.	C.P. Garden Tap (Fixed)	835/-
OS-20.	C.P. Garden Tap (3 Pcs Nut)	1015/-
OS-21.	C.P. Concealed Upper Parts (Head,Bush,Flenze)	510/-
OS-22.	C.P. Head Only	225/-
OS-23.	C.P Table Mounted Sink Mixer Extended Spout	4075/-
OS-24.	C.P Wall Mounted Sink Mixer Extended Spout	4795/-
OS-25.	C.P. Two Way Angle Cock	1735/-
OS-26.	C.P. Two Way Bib Cock	1735/-
OS-28.	C.P Long Body Submersible Tap 25mm	2155/-



Long Body Submersible Tap 1"



Wall Mixture Non Telephonic



Wall Mixture 2-in1 with Bend



Angle Cock



Concealed Stop Cock 15/20/25 MM





ETON
SERIES
BUILDER'S
COLLECTION

**FULL
BRASS**

Nicy Bath Fittings - Eton series : The language of luxury was not written, but sculpted into masterpieces. Witness the pinnacle of perfection with a product range of inspiring elegance.



Wall Mixture Non Telephonic



Center Hole Basin Mixer



Sink Cock



Swan Neck



Long Body Foam Flow



Pillar Cock Ordinary Flow



Short Body Foam Flow



Angle Cock



Pillar Cock Foam Flow



Concealed Stop Cock 15/20/25 MM

Cat No.	DESCRIPTION	₹ (Each)
ET-1.	C.P. Concealed Stop Cock 15 mm	960/-
ET-2.	C.P. Concealed Stop Cock 20 mm	1020/-
ET-3.	C.P. Concealed Stop Cock 20 mm with 3/4" disc	1080/-
ET-5.	C.P. Long Body (Ordinary Flow)	740/-
ET-6.	C.P. Long Body (Foam Flow)	835/-
ET-7.	C.P. Angle Cock	510/-
ET-8.	C.P. Short Body (Foam Flow)	675/-
ET-9.	C.P. Piller Cock (Ordinary Flow)	715/-
ET-10.	C.P. Piller Cock (Foam Flow)	955/-
ET-11.	C.P. Sink Cock (High Bend Swival Spout)	1640/-
ET-12.	C.P. Swan Neck (High Bend Swival Spout)	1880/-
ET-14.	C.P. Center Hole Mixer (High Bend Swival Spout)	2755/-
ET-15.	C.P. Sink Mixer (High Bend Swival Spout)	3595/-
ET-16.	C.P. Wall Mixer Non Telephonic	3415/-
ET-17.	C.P. Wall Mixer Telephonic with Crutch Only	5120/-
ET-18.	C.P. Wall Mix. 2 in1 with L-Bend	5360/-
ET-25.	C.P. Wall Mix. 3in1 with L-Bend	5960/-
ET-19.	C.P. Two in One Angle Cock	1615/-
ET-20.	C.P. Two in One Bib Cock	1615/-
ET-21.	C.P. Fixed Nozzle Cock (Garden Tap)	835/-
ET-22.	C.P. Concealed Upper Parts (Head,Bush & Flenze)	450/-
ET-23.	C.P. Head Only	185/-
ET-26.	C.P. Piller Cock Extended Spout 12" long	2385/-



Long Body Ordinary Flow



Short Body Ordinary Flow



Long Pillar Cock Extended Spout
(12" Long)



Sink Mixture



Two Way Angle Cock



Two Way Bib Cock



Wall Mixture Telephonic with Crutch



Splash
SERIES
BUILDER'S
COLLECTION

Nicy Bath Fittings - splash series : Every single element is accurately manufactured and finished to obtain flawless operation. Carefully designed elements and their harmonious arrangements further enhance the beauty of the faucet surfaces and naturally, your bathroom's too.



Center Hole Basin Mixer



Swan Neck Pillar Cock



Sink Mixture



Bib Cock Short Body



Pillar Cock Foam Flow



Angle Cock



Sink Cock



Long Nose



Long Body



Sink Cock High Bend



Wall Mixture Telephonic with Crutch



Wall Mixture 2-in-1 with Bend



Garden Tap (3Pcs Nut Nozzle)



Non-Telephonic Mixture



Swan Neck High Bend



Concealed Stop Cock 15/20/25 MM

Cat No.	DESCRIPTION	₹ (Each)
SS-1.	C.P. Concealed Stop Cock 15 mm	1015/-
SS-2.	C.P. Concealed Stop Cock 20 mm	1075/-
SS-5.	C.P. Long Body	835/-
SS-6.	C.P. Long Nose	955/-
SS-7.	C.P. Angle Cock	534/-
SS-8.	C.P. Short Body	680/-
SS-10.	C.P. Piller Cock (Long Neck)	1020/-
SS-11.	C.P. Sink Cock	1685/-
SS-28.	C.P Sink Cock (High Bend)	1865/-
SS-12.	C.P. Swan Neck	1985/-
SS-29.	C.P. Swan Neck (High Bend)	2175/-
SS-13.	C.P. Center Hole Mixer	2530/-
SS-14.	C.P. Sink Mixer	3435/-
SS-15.	C.P. Wall Mixer Non Telephonic	3450/-
SS-16.	C.P. Wall Mixer Telephonic with Crutch	5315/-
SS-17.	C.P. Wall Mix. 2 in1 with Bend	5550/-
SS-18.	C.P. Wall Mixture 3 in1 with Bend	6275/-
SS-19.	C.P. Garden Tap (Fixed)	835/-
SS-20.	C.P. Garden Tap (3 Pcs Nut&Nozzle)	1015/-
SS-21.	C.P. Concealed Upper Parts (Head,Bush,Flenze)	510/-
SS-22.	C.P. Head Only	210/-
SS-26.	C.P. Two Way Bib Cock	1735/-
SS-27.	C.P. Two Way Angle Cock	1735/-

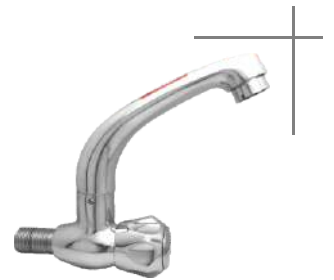
Cat No.	DESCRIPTION	₹ (Each)
AS-1.	C.P. Concealed Stop Cock 15 mm	1040/-
AS-2.	C.P. Concealed Stop Cock 20 mm	1095/-
AS-5.	C.P. Long Body (Ordinary Flow)	835/-
AS-6.	C.P. Long Nose	990/-
AS-7.	C.P. Angle Cock	675/-
AS-8.	C.P. Short Body	695/-
AS-27.	C.P. Pillar Cock (Long Neck)	1075/-
AS-10.	C.P. Pillar Cock (Ordinary Flow)	775/-
AS-11.	C.P. Sink Cock	1890/-
AS-12.	C.P. Swan Neck	2155/-
AS-13.	C.P. Center Hole Mixer	2755/-
AS-14.	C.P. Sink Mixer	3595/-
AS-15.	C.P. Wall Mixer Non Telephonic	3715/-
AS-16.	C.P. Wall Mixer Tele. with Crutch	5455/-
AS-17.	C.P. Wall Mix. 2 in1 with Bend	5695/-
AS-18.	C.P. Wall Mixture 3 in1 with Bend	6415/-
AS-19.	C.P. Garden Tap (Fixed)	870/-
AS-20.	C.P. Garden Tap (3 Pcs Nut)	1075/-
AS-21.	C.P. Concealed Upper Set (Head, Bush & Flenze)	535/-
AS-22.	C.P. Head Only	285/-
AS-25.	C.P. Two Way Angle Cock	1845/-
AS-26.	C.P. Two Way Bib Cock	1845/-

Amulya
Series
BUILDER'S
COLLECTION

Nicy Bath Fittings - amulya series : the force of an elegant, true simplicity that represents an authentic lifestyle in its Builder's Collection.




Center Hole Basin Mixer



Sink Cock




Pillar Cock Foam Flow




Long Nose



Sink Mixer



Angle Cock



Concealed Stop Cock 15/20/25 MM



Long Body Ordinary Flow

Cat No.	DESCRIPTION	₹ (Each)
KS-1.	C.P. Concealed Stop Cock 15 mm	1015/-
KS-2.	C.P. Concealed Stop Cock 20 mm	1075/-
KS-4.	C.P. Long Body	835/-
KS-5.	C.P. Long Nose	955/-
KS-6.	C.P. Angle Cock	535/-
KS-7.	C.P. Short Body	675/-
KS-9.	C.P. Piller Cock Long Neck	1015/-
KS-10.	C.P Sink Cock	1675/-
KS-11.	C.P. Swan Neck	1975/-
KS-12.	C.P. Center Hole Mixer	2610/-
KS-13.	C.P. Sink Mixer	3415/-
KS-14.	C.P. Wall Mixer Non Telephonic	3415/-
KS-15.	C.P. Wall Mixer Tele. with Crutch	5275/-
KS-16.	C.P. Wall Mix. 2 in1 with Bend	5515/-
KS-17.	C.P. Wall Mixture 3 in1 with Bend	6235/-
KS-18.	C.P. Garden Tap (Fixed)	835/-
KS-19.	C.P. Garden Tap (3 Pcs Nut)	1015/-
KS-20.	C.P. Concealed Upper Set (Head, Bush & Flenze)	510/-
KS-21.	C.P. Head Only	210/-
KS-24.	C.P. Two Way Bib Cock	1735/-
KS-25.	C.P. Two Way Angle Cock	1735/-



BUILDER'S COLLECTION

Nicy Bath Fittings - kerala series : An amalgamation of stunning beauty and functionality, inspired by nature.



Center Hole Basin Mixture



Swan Neck



Pillar Cock Foam Flow



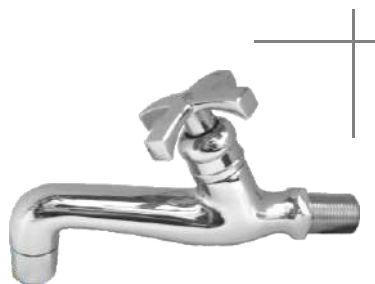
Sink Mixer



Sink Cock



Angle Cock



Long Nose



Concealed Stop Cock 15/20/25 MM